

 The Children's Hospital of Philadelphia®

POISON CONTROL PATROL


Activity and Game Book






Hey Kids!

Ask your parents to put these
stickers near your phone.
They tell you where to call for
free, expert poison help.



PARENT INFORMATION



About The Poison Control Center at The Children's Hospital of Philadelphia

The Poison Control Center was established in 1985. It is certified by the American Association of Poison Control Centers, and it serves metropolitan Philadelphia, eastern PA, and Delaware. The center is staffed by certified Specialists in Poison Information (SPI), under the direction of board-certified physician-toxicologists.

Its mission:

- Provide a 24-hour toll-free public health hotline to assist families with their poison concerns.
- Identify hazardous poisoning trends within the region.
- Provide advice and information to public health agencies, advocacy groups, governmental officials and news media.
- Provide poisoning prevention education to the public.
- Provide poisoning prevention and treatment education to healthcare professionals.
- Provide information to healthcare professionals caring for poisoned patients.

Support The Poison Control Center

The Poison Control Center counts on government grants, corporate support and individual gifts to achieve its important poison control mission.

What you can do:

- Vote for government officials who support poison control services.
- Tell your elected officials that continued financial support of poison control services is important to you.
- Help protect your future poison safety by encouraging companies to invest in poison control services.
- Become a poison center volunteer.
- For more information about The Poison Control Center at The Children's Hospital of Philadelphia, please visit www.poisoncontrol.chop.edu or call 215-590-2003.

When a Poisoning Occurs

Stay calm.

Does the person have trouble breathing, or trouble staying awake?

Yes - call 911

No - call The Poison Control Center
1-800-222-1222

Did poison get in the eyes?

Rinse eyes with water for 15 minutes.
Call The Poison Control Center
1-800-222-1222

Did poison get on the skin?

Take off clothes that the poison touched.
Rinse the skin with water.
Call The Poison Control Center
1-800-222-1222

What to expect when you call The Poison Control Center

Your call will be answered by a nurse or pharmacist who is an expert in poisonings.

Be ready to give the following information:


- Your name and phone number
- Name and age of patient
- Name of substance involved
(have the bottle near the phone)
- Time poisoning occurred
- Amount of substance involved
- Any symptoms

The specialist at The Poison Control Center will give you instructions on what to do next.

Fast Facts

- More than 2.5 million poison exposures are reported to Poison Control Centers each year.
- More than half of all calls involve children younger than 6 years.
- Poisonings cost more than \$12 billion in the U.S. each year.
- In more than 80 percent of cases, The Poison Control Center staff can reassure families and help them avoid a trip to the hospital.

POISON PREVENTION



Home Poisoning Prevention Tips

1. Search your home and yard and learn which medicines, chemicals and plants are poisonous.
2. Keep medicines and chemicals locked out of sight, out of reach and out of mind! Don't forget about cough or cold medicines, cleaning products, vitamins, lamp oils, gun bluing, gasoline, antifreeze, etc.
3. Never transfer a drug or substance from its original labeled container to an alternate container.
4. Read the label. Follow the directions on medicines and products.
5. Always use child-resistant closures on medication bottles.
6. When you no longer need a medication, safely throw it away.
7. Never refer to medications as candy.
8. When visitors (even grandparents) come to your home, be sure to keep their medications out of the reach of children.
9. Teach children to ask an adult before eating or drinking anything.
10. Keep The Poison Control Center phone number near the telephone: 1-800-222-1222.

If a Poisoning Occurs

Stay calm.

Does the person have trouble breathing, or trouble staying awake?

Yes - call 911

No - call The Poison Control Center
1-800-222-1222

Did poison get in the eyes?

Rinse eyes with water for 15 minutes.
Call The Poison Control Center
1-800-222-1222

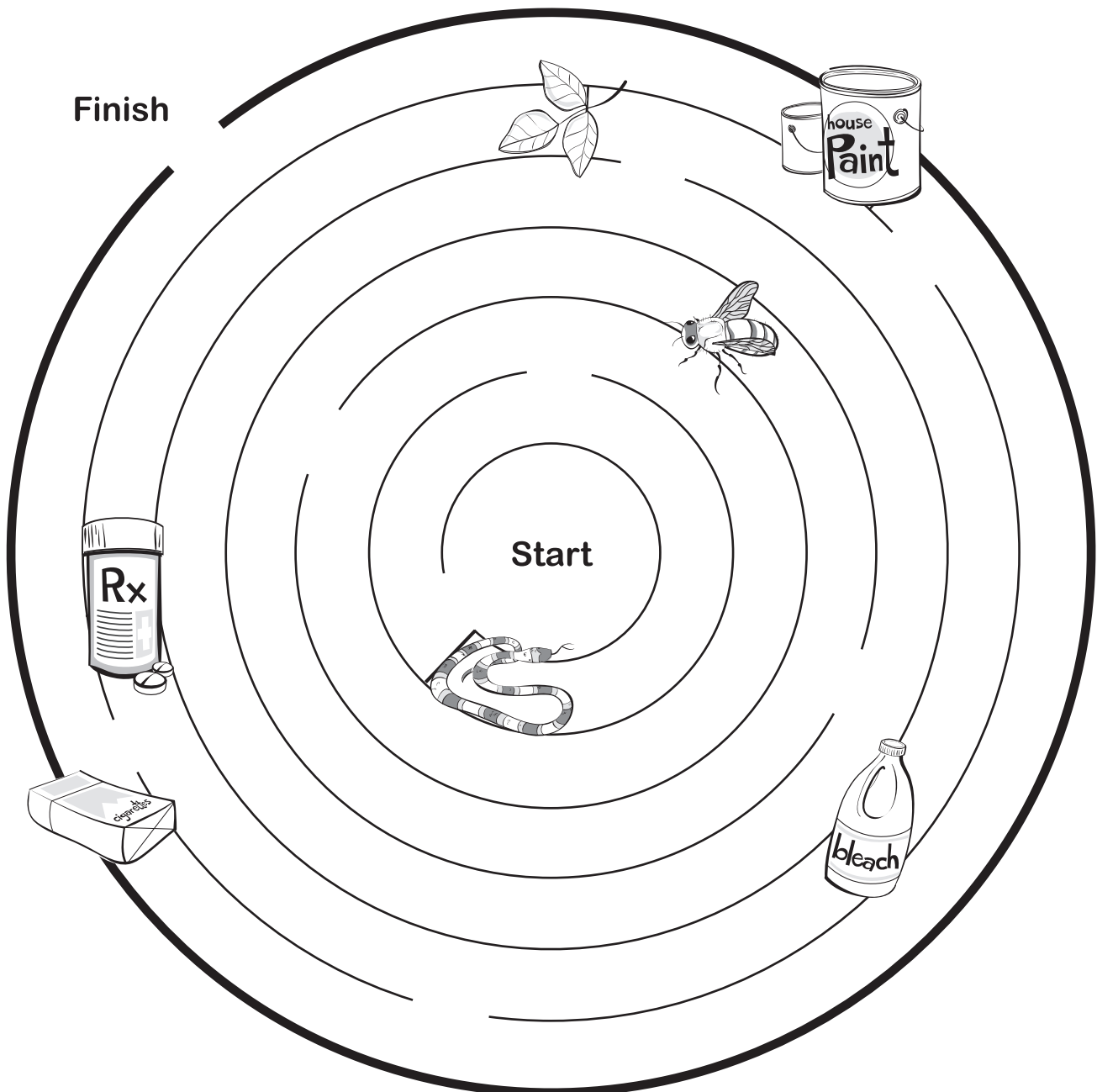

Did poison get on the skin?

Take off clothes that the poison touched.
Rinse the skin with water.
Call The Poison Control Center
1-800-222-1222




How to Play:

There are lots of things in our environment that can be poisonous. Plants, animals, empty containers and air pollution can all make us sick in one way or another. Can you help Joey avoid the poisons? Find the path that will keep him safe from outside poison dangers!













MATCHING GAME




How to Play:

Many snakes look the same, but here only two are exactly the same. Circle the two that are exactly the same. Most snakes are not poisonous although some are very poisonous. Always be careful around snakes!




WORD SEARCH



How to Play:


Many things that we see and use each day can be poisonous if we eat or drink them. The words listed here are some examples of poisons. Find and circle the words in the puzzle below. Look carefully – some words are backwards!

ALCOHOL	DRUGS	LAMP OIL	PLANTS
ANTIFREEZE	PILLS	MEDICINE	VITAMINS
ASPIRIN	BLEACH	MUSHROOMS	SOAP
CLEANERS	GASOLINE	PAINT CHIPS	



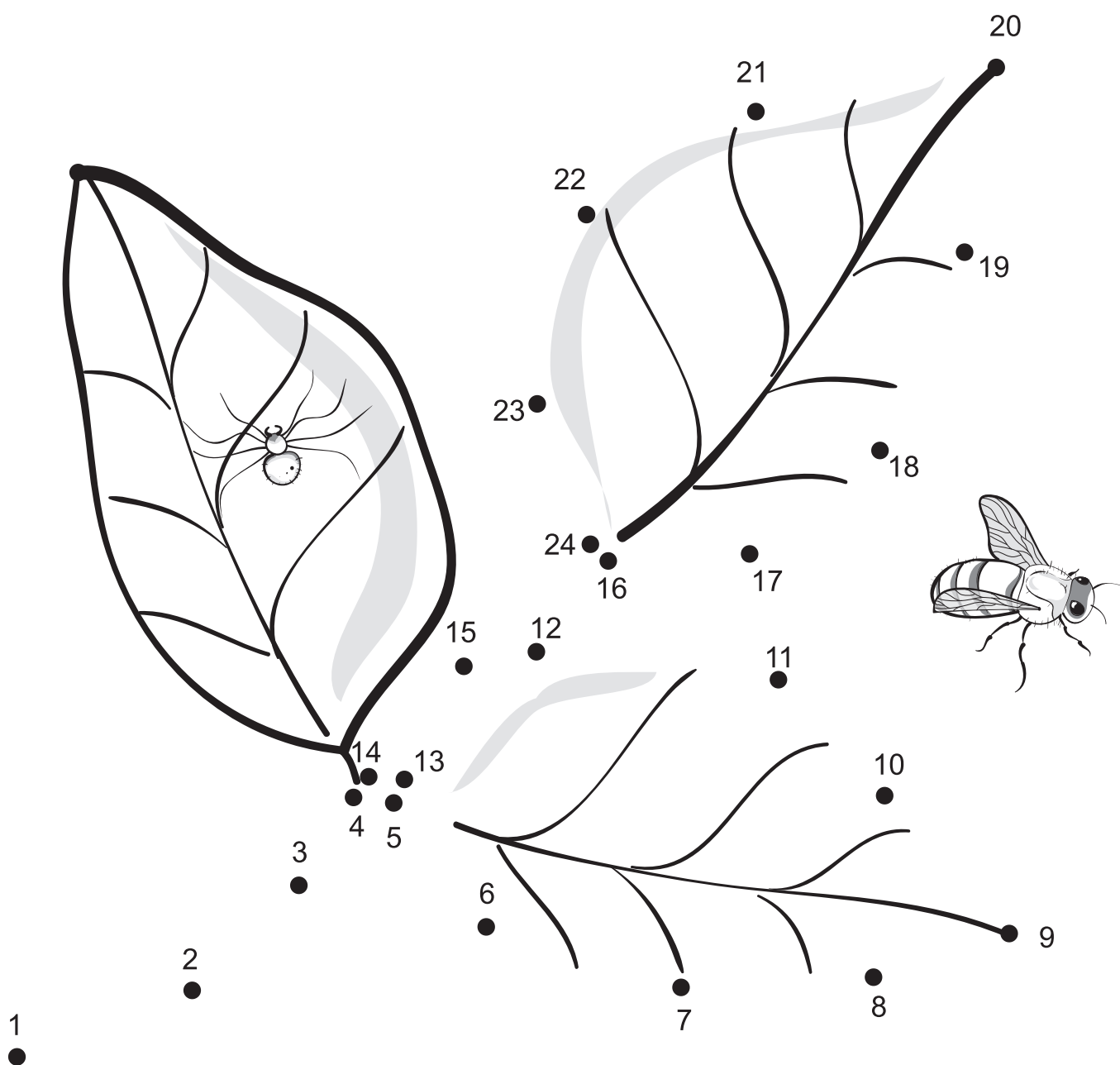
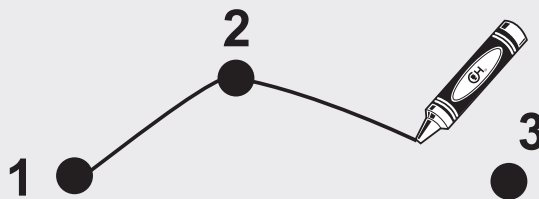
S U M E Z E E R F I T N A V Z
O P M E T P U X S Z S N B I W
A Y I M D S I R E S M A N T J
P H D H T I E L L I O P M A L
A J Z N C N C H L F O I W M O
S D A N A T S I A S R K Y I Z
R L M E I Y N L N K H M X N H
P C L N R R C I L E S H E S S
B C T I I O I H A B U C N U F
U Y U Q H I F P V P M A H H V
G A S O L I N E S S V E N W L
E A L D R U G S Z A M L D E O
Z G H D O T L F C Y I B C Z Y
S E J F V I X X C R Q A J K A
B W G N V B P B N B L B C Y H

CONNECT THE DOTS




How to Play:

Poisons exist in nature too. Many insects, plants and animals are poisonous! Draw lines to connect the dots. Follow the numbers in order to create the picture.



CROSSWORD




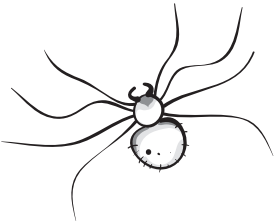
How to Play:

The clues for the puzzle below are all poison safety tips. They're things you can do and things you should know to be poison-safe. If you follow these rules, you'll help keep yourself — and others — safe from poisoning!



Down

1. Remind your parents to buy medicine and cleaners with safety _____ so that everyone will stay safe.
3. Things that grow _____, like trees, wild berries, shrubs, grass and mushrooms, should never be put in your mouth. They can make you sick.
4. If you get _____ by a bee or bitten by a snake or spider be sure to tell an adult.
5. Always keep the Poison Help phone _____ on or near your phone, in case of an emergency.



Across

2. Everyday items like cleaners, bug spray and paint can be _____ if you eat or drink them, or if they touch your skin.
6. Always ask an adult before you _____ or drink anything. There may be something other than soda in that bottle!
7. _____ is not candy, and should only be taken when you are sick, and when your parent gives it to you.
8. Poisons can be found in every room of your _____, so always be alert!



FILL IN THE BLANKS



How to Play:

Do you know what to do in a poison emergency? Complete each of the seven sentences with their missing words, and then use the numbered letters to complete the puzzle. When you're finished, you'll be a poison emergency pro!




1. If the person has trouble breathing, or trouble staying awake, ₁ ₂ **L** 9-1-1 immediately. If they can breathe well and can stay awake, call the Poison Control Center.
2. Poisons can enter your body through your mouth, **N** ₃ ₄ , eyes or skin. Be prepared to tell The Poison Control Center how the poison got into the person's body.
3. Did the poison get in the person's eyes? If so, rinse the eyes with ₅ ₆ **R** from the sink for 15 minutes.
4. Look at the clock! You'll need to know what ₇ ₈ **M** the poisoning happened when you call The Poison Control Center.
5. If you know the name of the poison, and how much the person got into their body, The Poison Control Center will want to know that information too. If the poison came out of a bottle or box, bring it to the ₉ ₁₀ **O** with you when you make the call.
6. Poisonings can happen to anyone, ₁₁ **N** ₁₂ ₁₃ of the day or night. The Poison Control Center is available 24 hours a day, every day of the year.
7. Stay poison-safe by never eating or ₁₄ ₁₅ **K** anything without asking an adult first!

Sentence Puzzle (Hint: An important thing to do in a poisoning emergency)

_____, _____


14 3 10 6 9 5 15 8 1 4 7 11 12 1 11 2 13

is it Poison?

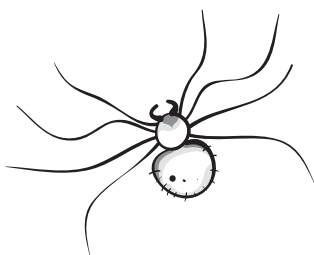




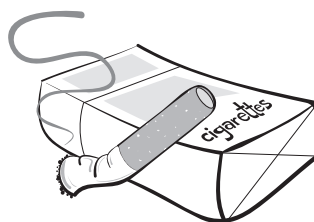



How to Play:


Do you know which things are poisons? In the puzzle below, there are pictures of things you might see every day. Some are poisons, and some are safe to eat, drink or play with. Put an X on the poisons, and color in the things that are safe. If you're unsure, ask a parent or trusted adult.



poison ivy



FIND THE DIFFERENCES



How to Play:

Bathrooms, kitchens and garages are the places in your house where the most common poisons are stored. Common bathroom poisons include cleaners, mouthwash, medicine, perfumes, shampoo and nail polish remover. These should all be stored in a high cabinet, out of the reach of children!

Find the differences between the two bathrooms. They are almost the same, but picture **A** has six poisons in unsafe places. Circle all the differences, and then look at your bathroom with your mom or dad to find and secure any unsafe poisons.

A



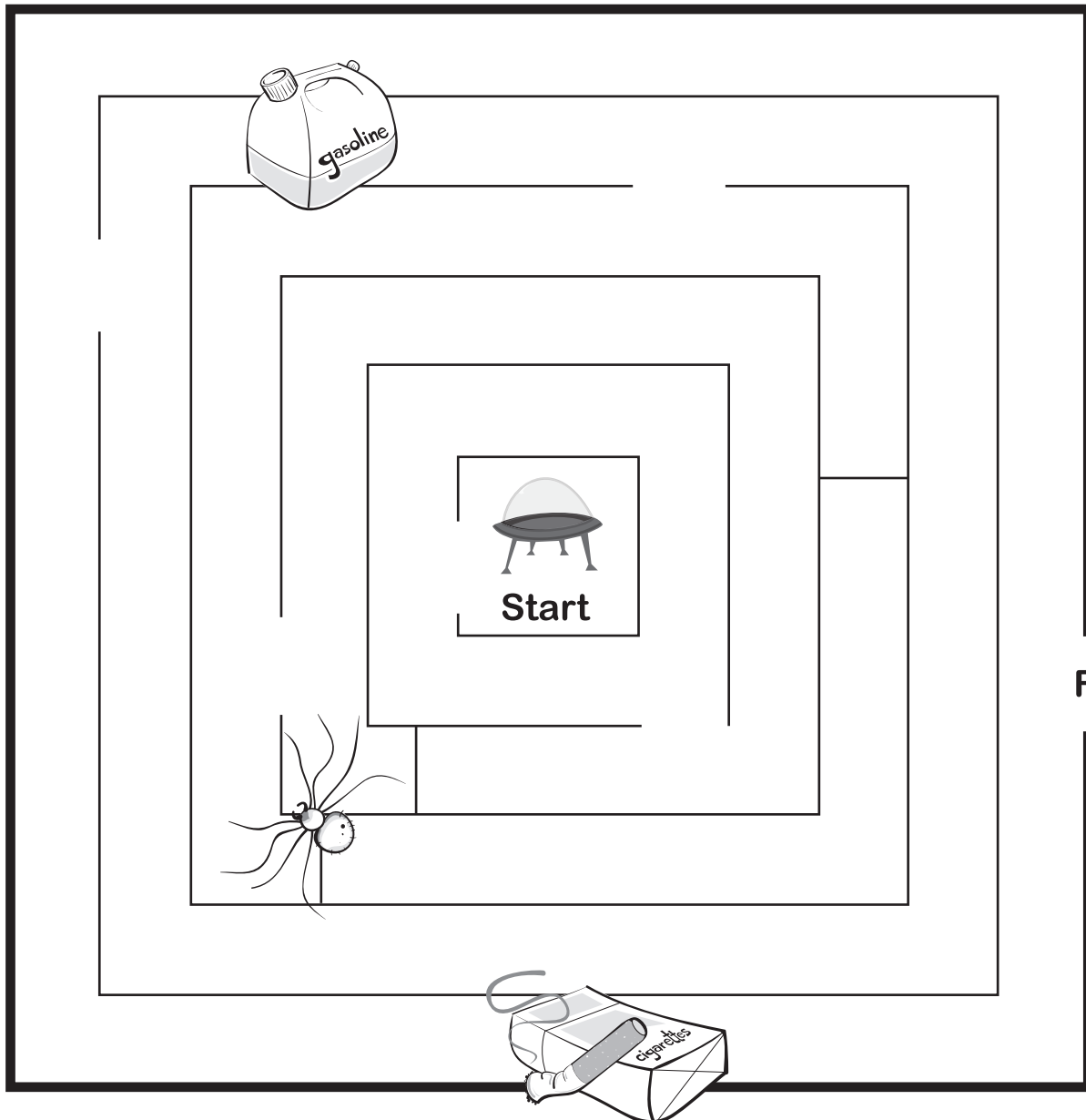

B





How to Play:

The best way to stay safe from poisons is to know what they look like and avoid them if you can. Help Joey get home safely by avoiding the poisons along the way.




[illegible]

COLORING PAGE



Keep your Neighborhood Clean!

A clean neighborhood is a safer place everyone can enjoy. Do your part to keep it clean!



COLORING PAGE




Be Poison Smart!

Poisons in nature may seem harmless, but if you aren't careful you could get hurt.
Be aware of what's around you and stay away from poisons!





DOODLE PAGE



You Choose:

You choose! Write a story, make a poison prevention poster, draw a poison safety picture...

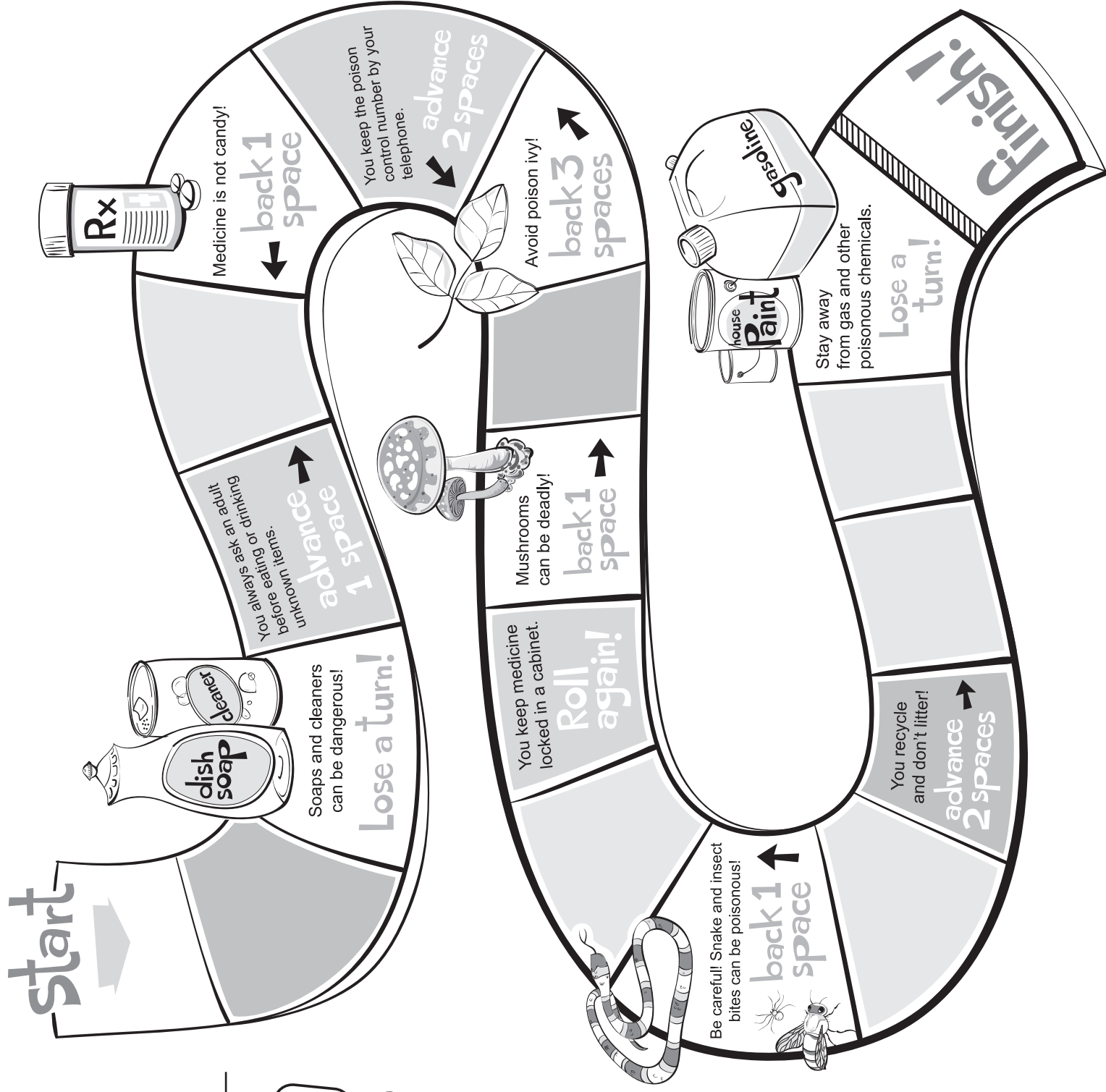





POISON SAFETY GAME

How to Play:

You'll need 2-3 people, 1 die, and a token for each player. Tokens can be coins, paper clips, etc. If you don't have dice, you can take 6 small pieces of paper, write a number on each piece of paper (1-6) and fold each one in half. Put the papers in a bowl, and each time you take a turn, pick a piece of paper and move your token that number of spaces. Move your token along the path, and follow the instructions along the way. The first person to cross the finish line is a poison pro!



POISON SAFE CHECKLIST



Make Your Home Poison Safe!

Poisons come in many sizes, shapes and colors, and are all around us. Anything can become a poison if it's not used the right way.

Remember this poem to stay poison-safe:

**It may look pretty
It may smell good
But before I touch it
I'll ask if I should!**

Use this checklist to take your parents on a poison patrol around your house. Examples of the different kinds of poisons you might find in each room are listed below. As you finish patrolling each room, check it off on your list. And remember to ask your parents to make sure the poisons you find along the way are stored safely. When you're done, have your parents sign the certificate on the back. You're now an Intergalactic Poison Patroller!

Area in Home:	Examples of poisons you may find ...	
<input type="checkbox"/> Basement & Laundry Room	Laundry Detergent Bleach	Rat/Mouse Poisons Moth Balls
<input type="checkbox"/> Kitchen	Dishwasher Detergent Oven Cleaner Furniture Polish	Drain Cleaner Window Cleaner
<input type="checkbox"/> Living Room	Plants Potpourri	Cigarettes Alcoholic Beverages
<input type="checkbox"/> Garage	Gasoline Weed/Bug Killers Paint Windshield Washer Fluid	Antifreeze Motor Oil Fertilizer
<input type="checkbox"/> Bathroom	Mouthwash Pills/Medications Eye Drops Vitamins	Cleaners Hand Sanitizers Perfumes






Certified Intergalactic Poison Patroller!

As a certified Intergalactic Poison Patroller, I _____ pledge to:
(Patroller Name)

- Help keep my home “poison proof”
- Tell my parents if I see a poison danger
- Say no to things that can hurt my body
- Keep my world clean and safe
- Always recycle, and never ever litter!

(Parent/Guardian Signature)

(Today's Date)



 The Children's Hospital of Philadelphia®

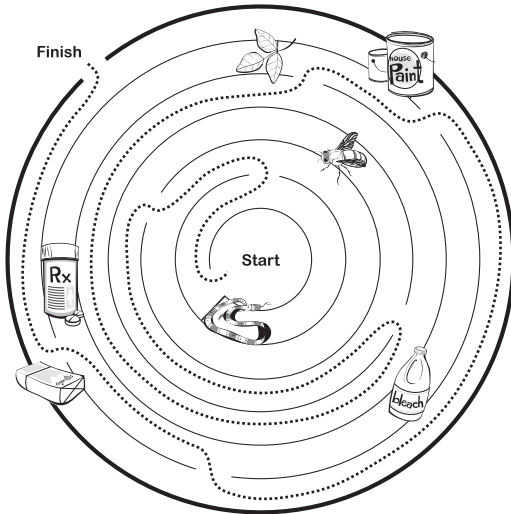
Hope lives here.

ANSWERS

MAZE

How to Play:


There are lots of things in our environment that can be poisonous. Plants, animals, empty containers and air pollution can all make us sick in one way or another. Can you help Joey avoid the poisons? Find the path that will keep him safe from outside poison dangers!



MATCHING GAME

How to Play:

Many snakes look the same, but here only two are exactly the same. Circle the two that are exactly the same. Most snakes are not poisonous although some are very poisonous. Always be careful around snakes!




WORD SEARCH

How to Play:

Many things that we see and use each day can be poisonous if we eat or drink them. The words listed here are some examples of poisons. Find and circle the words in the puzzle below. Look carefully — some words are backwards!

ALCOHOL	DRUGS	LAMP OIL	PLANTS
ANTIFREEZE	PILLS	MEDICINE	VITAMINS
ASPIRIN	BLEACH	MUSHROOMS	SOAP
CLEANERS	GASOLINE	PAINT CHIPS	



CROSSWORD


How to Play:

The clues for the puzzle below are all poison safety tips. They're things you can do and things you should know to be poison-safe. If you follow these rules, you'll help keep yourself — and others — safe from poisoning!



Down

- Remind your parents to buy medicine and cleaners with safety _____ so that everyone will stay safe.
- Things that grow _____, like trees, wild berries, shrubs, grass and mushrooms, should never be put in your mouth. They can make you sick.
- If you get _____ by a bee or bitten by a snake or spider be sure to tell an adult.
- Always keep the Poison Help phone _____ on or near your phone, in case of an emergency.




Across

- Everyday items like cleaners, bug spray and paint can be _____ if you eat or drink them, or if they touch your skin.
- Always ask an adult before you _____ or drink anything. There may be something other than soda in that bottle!
- _____ is not candy, and should only be taken when you are sick, and when your parent gives it to you.
- Poisons can be found in every room of your _____, so always be alert!



ANSWERS




FILL IN THE BLANKS



How to Play:

Do you know what to do in a poison emergency? Complete each of the seven sentences with their missing words, and then use the numbered letters to complete the puzzle. When you're finished, you'll be a poison emergency pro!



- If the person has trouble breathing, or trouble staying awake, C A L L 9-1-1 immediately. If they can breathe well and can stay awake, call the Poison Control Center.
- Poisons can enter your body through your mouth, N O S E, eyes or skin. Be prepared to tell The Poison Control Center how the poison got into the person's body.
- Did the poison get in the person's eyes? If so, rinse the eyes with W A T E R from the sink for 15 minutes.
- Look at the clock! You'll need to know what T I M E the poisoning happened when you call The Poison Control Center.
- If you know the name of the poison, and how much the person got into their body, The Poison Control Center will want to know that information too. If the poison came out of a bottle or box, bring it to the P H O N E with you when you make the call.
- Poisonings can happen to anyone, A N Y T I M E of the day or night. The Poison Control Center is available 24 hours a day, every day of the year.
- Stay poison-safe by never eating or D R I N K I N G anything without asking an adult first!

Sentence Puzzle (Hint: An important thing to do in a poisoning emergency)

D O N ' T P A N I C - S T A Y C A L M
14 3 10 6 9 5 15 8 1 4 7 11 12 1 11 2 13

IS IT POISON?



How to Play:

Do you know which things are poisons? In the puzzle below, there are pictures of things you might see every day. Some are poisons, and some are safe to eat, drink or play with. Put an X on the poisons, and color in the things that are safe. If you're unsure, ask a parent or trusted adult.



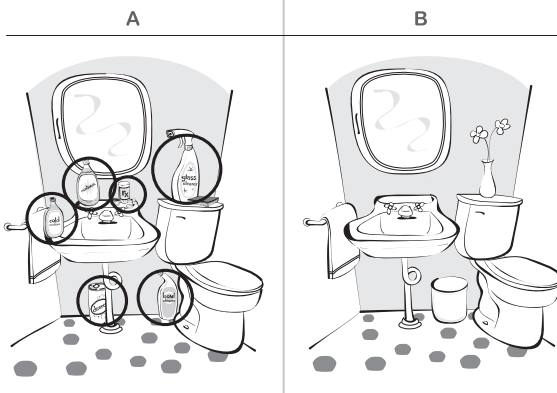
FIND THE DIFFERENCES



How to Play:

Bathrooms, kitchens and garages are the places in your house where the most common poisons are stored. Common bathroom poisons include cleaners, mouthwash, medicine, perfumes, shampoo and nail polish remover. These should all be stored in a high cabinet, out of the reach of children!

Find the differences between the two bathrooms. They are almost the same, but picture A has six poisons in unsafe places. Circle all the differences, and then look at your bathroom with your mom or dad to find and secure any unsafe poisons.

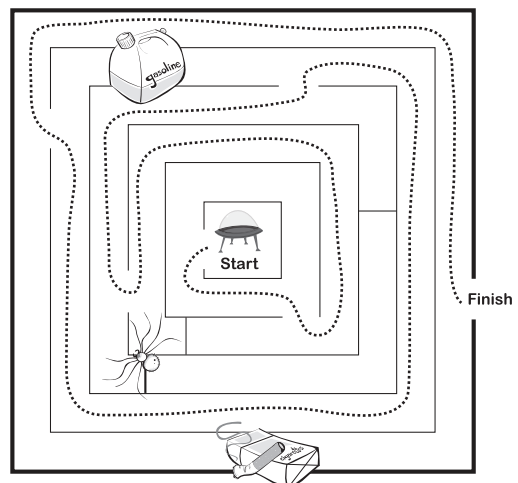


MAZE



How to Play:

The best way to stay safe from poisons is to know what they look like and avoid them if you can. Help Joey get home safely by avoiding the poisons along the way.

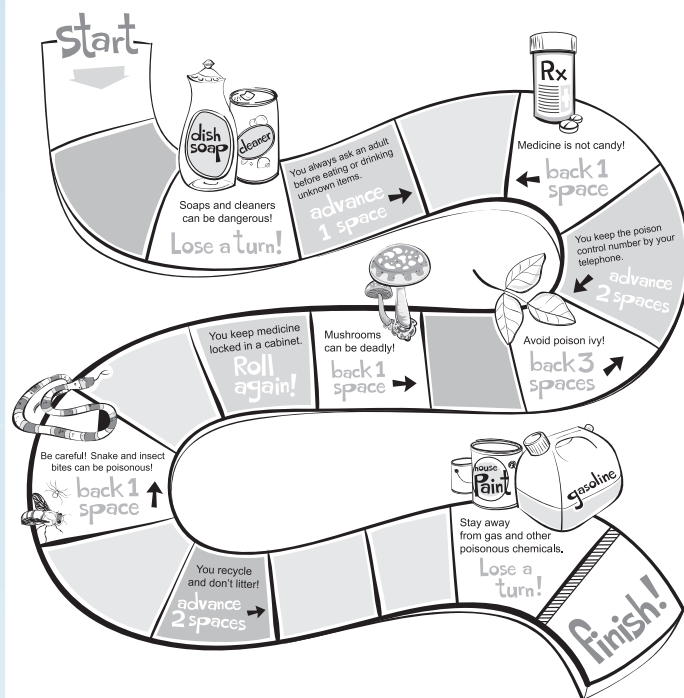


KIDS HEALTH GALAXY

kidshealthgalaxy.com
Tour the Hospital.
Meet the people.
Play the games.



Check out www.kidshealthgalaxy.com,
The Children's Hospital of Philadelphia's
Web site for kids!



Education Games Puzzles

and more ... all inside!

CH The Children's Hospital of Philadelphia®
Hope lives here.

34th Street and Civic Center Boulevard, Philadelphia, PA 19104-4399
1-800 TRY CHOP www.chop.edu

Founded in 1855, The Children's Hospital of Philadelphia is the birthplace of pediatric medicine in America. Throughout its history, a passionate spirit of innovation has driven this renowned institution to pursue scientific discovery, establish the highest standards of patient care and train future leaders in pediatrics.

For a century and a half, Children's Hospital has served as a haven of hope for children and families worldwide.

The Children's Hospital of Philadelphia, the **CH** logo, the **X** logo and Kids First are registered marks of The Children's Hospital of Philadelphia.

© 2008 by The Children's Hospital of Philadelphia, All Rights Reserved.

